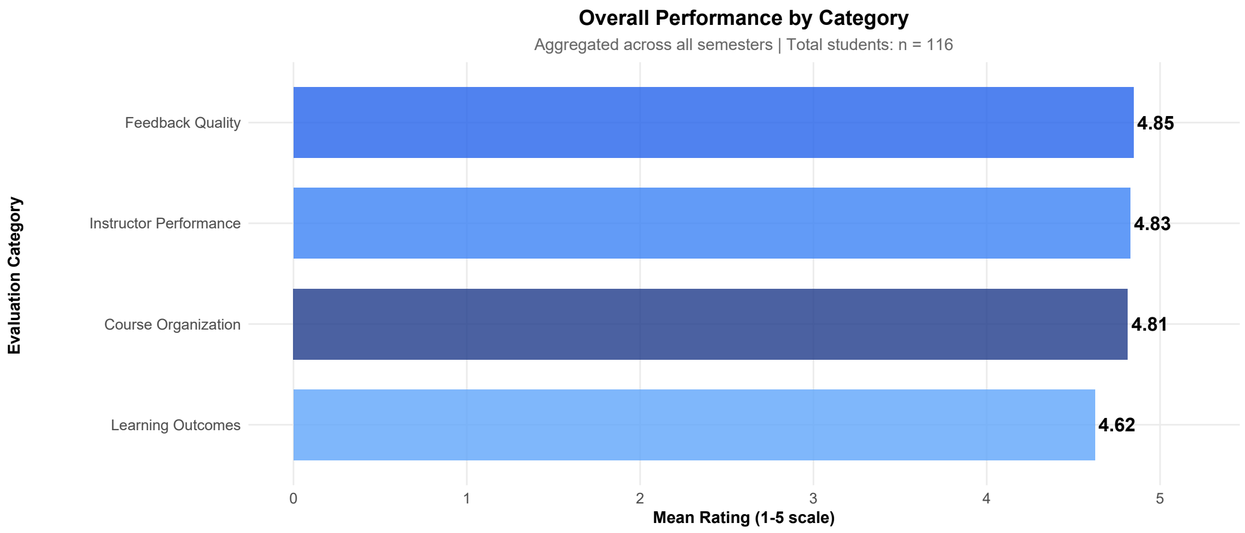
Overall Performance by Category
Aggregated across all semesters | Total students: n = 116
Evaluation Category
Feedback Quality
Instructor Performance
Course Organization
Learning Outcomes
4.85
4.83
4.81
4.62
0
1
2
3
4
5
Mean Rating (1-5 scale)

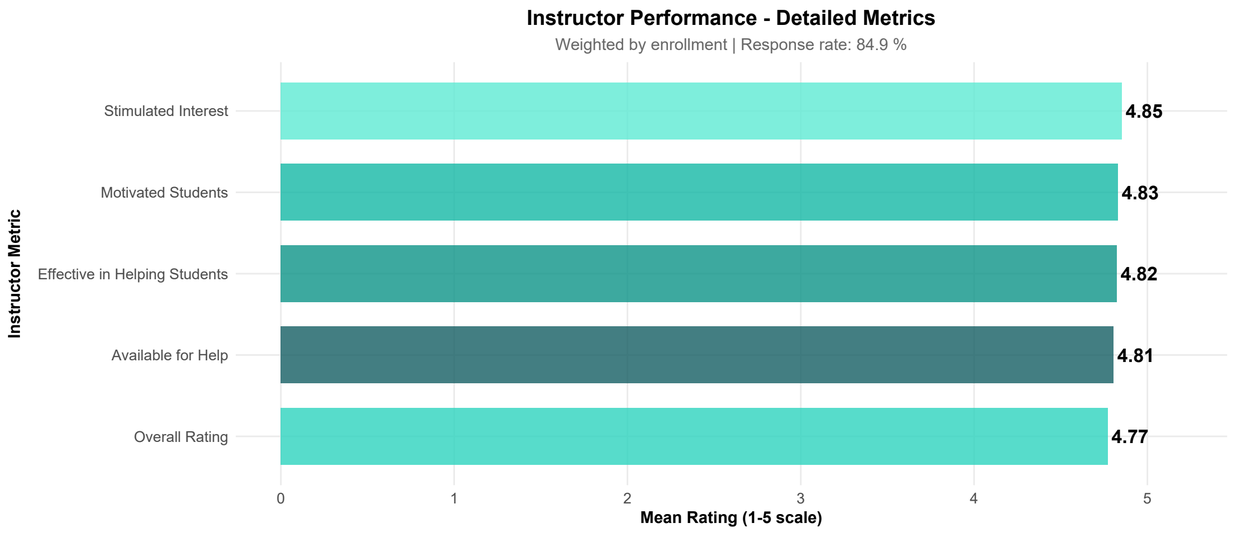
Instructor Performance - Detailed Metrics
Weighted by enrollment | Response rate: 84.9 %
Instructor Metric
Stimulated Interest
Motivated Students
Effective in Helping Students
Available for Help
Overall Rating
4.85
4.83
4.82
4.81
4.77
0
1
2
3
4
5
Mean Rating (1-5 scale)

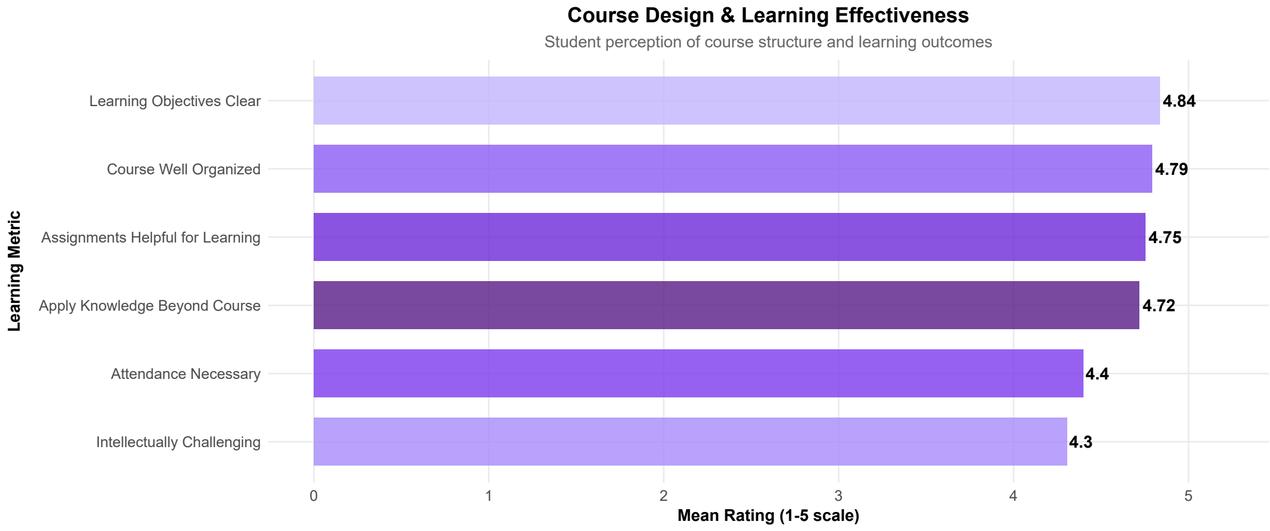
Course Design & Learning Effectiveness
Student perception of course structure and learning outcomes
Learning Metric
Learning Objectives Clear
Course Well Organized
Assignments Helpful for Learning
Apply Knowledge Beyond Course
Attendance Necessary
Intellectually Challenging
4.84
4.79
4.75
4.72
4.4
4.3
0
1
2
3
4
5
Mean Rating (1-5 scale)

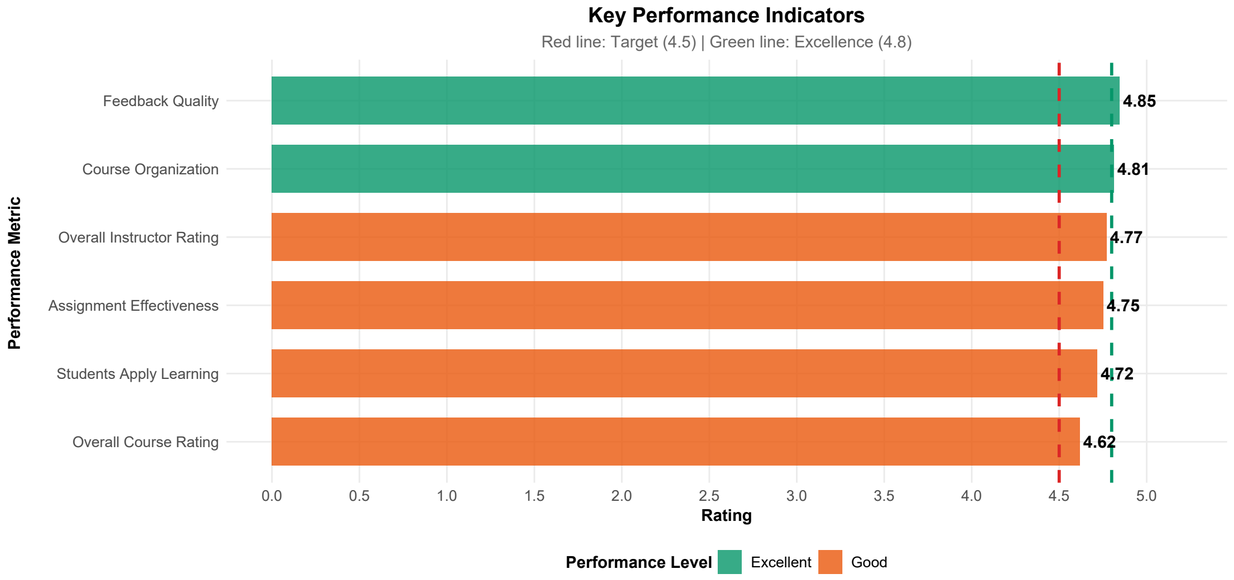
Key Performance Indicators
Red line: Target (4.5) | Green line: Excellence (4.8)
Performance Metric
Feedback Quality
Course Organization
Overall Instructor Rating
Assignment Effectiveness
Students Apply Learning
Overall Course Rating
4.85
4.81
4.77
4.75
4.72
4.62
0.0
0.5
1.0
1.5
2.0
2.5
3.0
3.5
4.0
4.5
5.0
Rating
Performance Level
Excellent
Good